

NEW ISUZU
D-MAX
BREAKING BOUNDARIES



L I V E L I M I T L E S S

L I V E L I M I T L E S S



The New Isuzu D-Max is the way to go. Meet the perfect pick-up that takes you on the journeys of your life. Whether long or short, with each aspect tailored for all your needs, every adventure with The New Isuzu D-Max is unforgettable.

AN EYE-CATCHER ON THE ROAD

Strike an impression wherever you go. The New Isuzu D-Max perfectly embodies a daring design with sleek and masculine contours along its body. In every journey, you are sure to stand out.



New 18 inch Alloy Wheels



LED Rear Combi Lamps



Automatic Bi-LED Projector Headlamps
with LED DRL



*Only applicable for Premium




*Only applicable for Premium

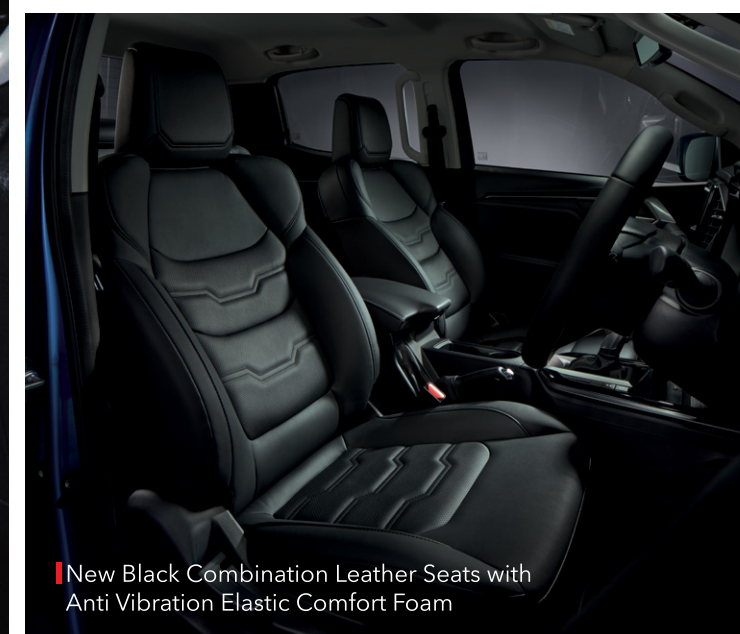
Leather Steering Wheel with Audio, Bluetooth Hands-Free & Voice Recognition Switches



Rear Vents with USB Charging Port



1.5L Bottle Storage



New Black Combination Leather Seats with Anti Vibration Elastic Comfort Foam



Multi Storage Compartments

A WORLD OF COMFORT AND CONVENIENCE

Step into the space that accommodates you and all you need in a drive. The inside of The New Isuzu D-Max features spacious interior and seamless functionality - the perfect blend of comfort and convenience in every adventure.



Automatic Dual Zone Climate Control



Leather Gear Knob with Indicator Illumination



SEAMLESS CONNECTION
IN ANY ENVIRONMENT



8-Speaker Live Surround Sound




e-LUMAX with Colour Display MID



New Wireless Charger with Type-C USB Charging Port



Auto Dimming Rear View Mirror



Passive Entry & Start System (PESS)

7 inch Touch Screen Infotainment System with Apple CarPlay and Android Auto
Subject to smartphone compatibility

Travel in hi-tech environment. Inside The New Isuzu D-Max, meet advanced technological features that make your every drive at ease.

*Only applicable for Premium

*Only applicable for Premium

PERFORMANCE THAT WINS

Never settle for less than best - that's why you should experience the pick-up truck that picked up the Best 4x4 award. Conquer new terrains with The New Isuzu D-Max's signature Blue Power engine.

1.9/3.0TD
BLUE POWER

StarCarSifu

**4X4 PICK-UP TRUCK EDITORS' CHOICE
AWARDS 2022**



Charge ahead
190PS
450Nm

3.0L Blue Power Engine
The 3.0L Blue Power Engine packs a powerful **190PS** and **450Nm** of torque with a flat torque at 1,600 - 2,600 rpm that gives a dynamic and thrilling experience in your everyday adventures.



Charge ahead
150PS
350Nm

1.9L Blue Power Engine
The 1.9L Blue Power Engine produces a strong **150PS** and **350Nm** of torque with a flat torque at 1,800 - 2,600 rpm for effortless journeys.

6-Speed Automatic Transmission
with Sequential Shift

*Only applicable for Premium

6-Speed Manual Transmission
with Gear Shift Indicator (GSI)

*Only applicable for Standard

EFFORTLESS ON ANY ROAD

Venture into extreme terrains with The New Isuzu D-Max, featuring Terrain Command that takes less than a second to switch between 2WD, 4WD-high, and 4WD-low modes, making it an effortless manoeuvre on normal pavements, wet roads, and off-road conditions.

TERRAIN
COMMAND



Bigger, higher, and wider, with more cross members for stability and safety, the chassis of The New Isuzu D-Max has been improved to be better than ever. As Isuzu strives to provide a better driving experience, The New Isuzu D-Max has undergone an extensive 4 million-kilometre durability test before being approved to hit the road.

ISUZU
DYNAMIC
DRIVE PLATFORM




TOUGH, SECURE, AND STURDY




New Rear Differential Lock

Makes sure you have the traction you need to get out of difficult obstacles when travelling off-road.




Under-Body Protection




800mm Water Wading Depth

High Ground Clearance plus Approach and Departure Angle


The New Isuzu D-Max features 240mm High Ground Clearance plus an approach angle of 30.5° and departure angle of 23.9°.



The use of high tensile steel in its body frame design produces a lightweight body, which increases strength, durability, collision safety, pedestrian safety, and delivers lower noise and vibration levels.



The independent double-wishbone front suspension with higher upper control arms improves handling for a more comfortable ride, while the long-span rear leaf spring suspension is built to be stronger and more flexible.



A BREAKTHROUGH IN SAFETY FEATURES



08 Electronic Stability Control (ESC)
Helps you stay in control of the vehicle.

09 Traction Control System (TCS)
Allows for greater control over the road or terrain.

10 Hill Start Assist (HSA)
Prevents vehicle roll-back automatically when starting on steep gradients.





01 Blind Spot Monitor (BSM)
Detects when a vehicle is approaching your blind spot and warns you through your side mirrors.

02 Rear Cross Traffic Alert (RCTA)
Detects when an object approaches the rear of the vehicle and alerts the driver.

03 Auto Cruise Control
Controls and maintains the speed of the D-Max automatically while cruising.

04 Reverse Camera
Monitors the surrounding area behind the vehicle while you reverse.



05 Front & Rear Parking Sensor
Provide instantaneous feedback using 8 different sensors which detect objects during parking.

06 Welcome Light
Illuminates the cabin automatically via sensors that detect your approach to the vehicle within 2 metres.

07 Walk Away Door Lock
Locks the vehicle doors automatically after the driver walks more than 3 metres away with the key.

11 Hill Descent Control (HDC)
Automatically controls the brakes and maintains vehicle speed while descending steep slopes.

12 Emergency Stop Signal (ESS)
In emergency situations, warning lights are activated to indicate that the vehicle is braking rapidly.

13 Lane-Changing Mode Turn Indicator
Assists in smooth lane-changing by engaging the turn indicator.

I*Only applicable for Premium

NEW ISUZU
D-MAX

STANDARD 1.9L 4X4

THE AWARD WINNER
JUST GOT BETTER



**EXPERIENCE
FIRST-IN-CLASS UPGRADE**



7 inch Touch Screen
Infotainment with
USB & Bluetooth

USB Charging Ports

Body Coloured
Door Handles

Integrated Reverse
Camera

EXTERIOR

Door & Tailgate Handles
Reverse Camera

Body Colour
Equipped

INTERIOR

Audio System
Front USB Port

7 inch Touch Screen Infotainment with USB & Bluetooth
Equipped (1 USB Type-C & 1 USB Type-A)

Specification: Premium		V-Cross 3.0L 4X4 AT		1.9L 4X4 AT	
ENGINE					
Model		4JJ3-TCX		RZ4E-TC	
Type		In-Line 4-Cylinder VGS Turbo Intercooler Diesel DOHC 16V		In-Line 4-Cylinder VGS Turbo Intercooler Diesel DOHC 16V	
Displacement (cc)		2,999		1,898	
Bore x Stroke (mm)		95.4 x 104.9		80 x 94.4	
Compression Ratio		16.3 : 1		16.5 : 1	
Maximum Output (PS / rpm) [ISO NET]		190 / 3,600		150 / 3,600	
Maximum Torque (Nm / rpm) [ISO NET]		450 / 1,600 - 2,600		350 / 1,800 - 2,600	
Fuel System		Direct Injection Electronic Commonrail		Direct Injection Electronic Commonrail	
TRANSMISSION					
Type		6-Speed Automatic with Sequential Shift			
CHASSIS & SUSPENSION					
Suspension		Independent Double Wishbones, Coil Springs & Stabilizers with Gas Shock Absorbers			
		Semi-Elliptical Leaf Springs with Gas Shock Absorbers			
Brakes		Ventilated Disc			
		Leading & Trailing Drums			
Terrain Command 4X4 System		Equipped			
Rear Differential Lock		Equipped			
Steering System		Rack & Pinion Hydraulic Power Steering			
Min. Turning Radius (m)		6.25			
Tyres & Wheels		265/60R18 All-Terrain, 18 inch Alloy			
Spare Tyre & Wheel		265/60R18, Steel			
DIMENSION, WEIGHT & CAPACITIES					
Overall Length (mm)		5,270			
Overall Width (mm)		1,870			
Overall Height (mm)		1,810			
Wheelbase (mm)		3,125			
Deck Length (mm)		1,571			
Deck Width (mm)		1,530			
Deck Height (mm)		490			
Min. Ground Clearance (mm)		240			
Water Wading Depth (mm)		800			
Kerb Weight (kg)		2,025		1,945	
Gross Weight (kg)		2,800		2,600	
Seating Capacity		5			
Fuel Tank Capacity (L)		76			
EXTERIOR					
Headlamps		Automatic Bi-LED Projector with Follow-Me-Home Light			
Daytime Running Lights (DRL)		LED			
Headlamp Levelling		Manual			
Fog Lamps		Equipped - Front & Rear LED			
Front Grille		Grey & Chrome			
Wipers		Automatic with Variable Intermittent			
Roof Rails		Equipped - Grey			
Door Outer Mirrors		Chrome - Power Adjust, Auto Folding with LED Integrated Turn Indicator			
Door & Tailgate Handles		Chrome			
Side Steps		Equipped - Silver			
Bed Liner		Equipped			
Tailgate Assist		Equipped			
Sports Bar		Optional			
Cargo Tray		Optional			
Rear Combination Lamps		LED			
Rear Bumper		Body Coloured Integrated Two Step Type			
INTERIOR					
Meter Panel		e-LUMAX with Satin Chrome Ornament & Illumination Control			
Multi Information Display (MID)		4.2 inch TFT LCD Colour Display			
Steering Wheel		4-Spoke Leather Wrapped			
		Tilt & Telescopic			
		Audio, Bluetooth Hands-Free, Voice Recognition, MID & Cruise Control			

V-Cross 3.0L 4X4 AT		
1.9L 4X4 AT		
INTERIOR		
Lane-Changing Mode		Equipped
Cruise Control		Equipped
Passive Entry & Start System (PESS)		Equipped
Welcome Light		Equipped
Walk Away Door Lock		Equipped
Sun Visor		Equipped with Vanity Mirror for Driver & Front Passenger
Map Lamp		Dual for Driver & Front Passenger with Sunglass Holder
Rear View Mirror		Auto Dimming
Audio System	Type	7 inch Touch Screen Infotainment with USB, Bluetooth, WiFi, MirrorLink, Miracast, Apple CarPlay & Android Auto Connectivity
	Speaker	8 (with Roof Speakers)
Climate Control	Type	Automatic Dual Zone
	Rear Vents	Equipped
USB Ports	Front	Equipped (1 USB Type-C & 1 USB Type-A)
	Rear	Equipped with Storage (1 USB Type-A)
Wireless Charger		Equipped
Gear Knob Type		Leather with Satin Chrome Ornament
Instrument, Center Console & Door Panel Soft Pad		Black
Seats	Material	Black Combination Leather
	Driver	6-way Manual Adjust
	Front Passenger	4-way Manual Adjust
	Rear	60:40 Split, Fold Up/Down Configuration with Center Arm Rest & Cup Holder
Power Door Lock		Equipped with Speed Sensing Auto Door Lock & Auto Unlock if Airbag Activated
Power Windows		Equipped with Auto Up/Down & Jam Protection for Driver
Cabin Lamp		Equipped
12V/120W Power Outlet		Equipped
Assist Handles		Fixed Type at A-Pillar & B-Pillar
Carpet Mat		Equipped
ADVANCED SAFETY (ADAS)		
Blind Spot Monitor (BSM)		Equipped
Rear Cross Traffic Alert (RCTA)		Equipped
ACTIVE SAFETY		
Anti-lock Brake System (ABS)		Equipped
Electronic Brake-force Distribution (EBD)		Equipped
Brake Assist (BA)		Equipped
Electronic Stability Control (ESC)		Equipped
Traction Control System (TCS)		Equipped
Hill Start Assist (HSA)		Equipped
Hill Descent Control (HDC)		Equipped
Brake Override System (BOS)		Equipped
Emergency Stop Signal (ESS)		Equipped
ISOFIX with Top Tether		Equipped - Rear Seats
Child Protection Safety Lock		Equipped - Rear Doors
High Mount Stop Lamp		Equipped
Reverse Camera		Equipped
Parking Sensor	Front	Equipped - 4 Sensors Type
	Rear	Equipped - 4 Sensors Type
PASSIVE SAFETY		
SRS Airbags		2 (Driver & Front Passenger)
Side Door Impact Beams		All Doors
Collapsible Steering Column		Equipped
Whiplash Protection		All Seats
Seat Belts	Front Seat	3-Point ELR with Pre-Tensioner & Load Limiter
	Rear Seat	3-Point ELR
Seat Belt Reminder		All Seats
SECURITY		
Vehicle Security System		Anti-Theft Alarm System with Key-Coded Immobilizer

Specification:
Standard

Specification-Standard		1.9L 4X4 AT		1.9L 4X4 MT	
ENGINE					
Model		RZ4E-TC			
Type		In-Line 4-Cylinder VGS Turbo Intercooler Diesel DOHC 16V			
Displacement (cc)		1,898			
Bore x Stroke (mm)		80 x 94.4			
Compression Ratio		16.5 : 1			
Maximum Output (PS / rpm) [ISO NET]		150 / 3,600			
Maximum Torque (Nm / rpm) [ISO NET]		350 / 1,800 - 2,600			
Fuel System		Direct Injection Electronic Commonrail			
TRANSMISSION					
Type		6-Speed Automatic with Sequential Shift		6-Speed Manual with Gear Shift Indicator (GSI) & Reverse Gear Lockout	
CHASSIS & SUSPENSION					
Suspension		Independent Double Wishbones, Coil Springs & Stabilizers with Gas Shock Absorbers			
		Semi-Elliptical Leaf Springs with Gas Shock Absorbers			
Brakes		Ventilated Disc			
		Leading & Trailing Drums			
Terrain Command 4X4 System		Equipped			
Rear Differential Lock		Equipped			
Steering System		Rack & Pinion Hydraulic Power Steering			
Min. Turning Radius (m)		6.25			
Tyres & Wheels		255/65R17, 17 inch Alloy			
Spare Tyre & Wheel		255/65R17, Steel			
DIMENSION, WEIGHT & CAPACITIES					
Overall Length (mm)		5,270			
Overall Width (mm)		1,870			
Overall Height (mm)		1,785			
Wheelbase (mm)		3,125			
Deck Length (mm)		1,571			
Deck Width (mm)		1,530			
Deck Height (mm)		490			
Min. Ground Clearance (mm)		235			
Water Wading Depth (mm)		800			
Kerb Weight (kg)		1,915		1,890	
Gross Weight (kg)		2,800			
Seating Capacity		5			
Fuel Tank Capacity (L)		76			
EXTERIOR					
Headlamps		Bi-LED Projector with Follow-Me-Home Light		Multi-Reflector Halogen with Follow-Me-Home Light	
Daytime Running Lights (DRL)		LED		Bulb	
Headlamp Levelling		Manual			
Fog Lamps		Equipped - Front Bulb			
Front Grille		Black & Matte Grey			
Wipers		With Intermittent			
Door Outer Mirrors		Body Colour - Power Adjust with LED Integrated Turn Indicator			
Door & Tailgate Handles		Body Colour			
Side Steps		Equipped			
Bed Liner		Equipped			
Sports Bar		Optional			
Cargo Tray		Optional			
Rear Combination Lamps		Bulb			
Rear Bumper		Body Coloured Integrated Two Step Type			
INTERIOR					
Meter Panel		e-LUMAX with Illumination Control			
Multi Information Display (MID)		4.2 inch TFT LCD Colour Display			
Steering Wheel		4-Spoke Urethane			
		Tilt & Telescopic			
		Audio, Bluetooth Hands-Free, Voice Recognition & MID			
Lane-Changing Mode		Equipped			
Sun Visor		Equipped with Ticket Holder for Driver & Vanity Mirror for Front Passenger			
Map Lamp		Dual for Driver & Front Passenger with Sunglass Holder			

		1.9L 4X4 AT	1.9L 4X4 MT		
INTERIOR					
Rear View Mirror		Day & Night			
Audio System	Type	7 inch Touch Screen Infotainment with USB & Bluetooth			
	Speaker	6			
Climate Control	Type	Manual			
	Rear Vents	Equipped			
USB Ports	Front	Equipped (1 USB Type-C & 1 USB Type A)			
	Rear	Equipped with Storage (1 USB Type-A)			
Gear Knob Type		Urethane			
Seats	Material	Woven-Texture Fabric			
	Driver	6-way Manual Adjust			
	Front Passenger	4-way Manual Adjust			
	Rear	60:40 Split, Fold Up/Down Configuration with Center Arm Rest & Cup Holder			
Power Door Lock		Equipped with Speed Sensing Auto Door Lock & Auto Unlock if Airbag Activated			
Power Windows		Equipped with Auto Down for Driver			
Cabin Lamp		Equipped			
12V/120W Power Outlet		Equipped			
Assist Handles		Fixed Type at A-Pillar & B-Pillar			
Carpet Mat		Equipped			
ACTIVE SAFETY					
Anti-lock Brake System (ABS)		Equipped			
Electronic Brake-force Distribution (EBD)		Equipped			
Brake Assist (BA)		Equipped			
Electronic Stability Control (ESC)		Equipped			
Traction Control System (TCS)		Equipped			
Hill Start Assist (HSA)		Equipped			
Hill Descent Control (HDC)		Equipped			
Brake Override System (BOS)		Equipped			
Emergency Stop Signal (ESS)		Equipped			
ISOFIX with Top Tether		Equipped - Rear Seats			
Child Protection Safety Lock		Equipped - Rear Doors			
High Mount Stop Lamp		Equipped			
Reverse Camera		Equipped			
Reverse Sensor		Equipped - 4 Sensors Type			
PASSIVE SAFETY					
SRS Airbags		2 (Driver & Front Passenger)			
Side Door Impact Beams		All Doors			
Collapsible Steering Column		Equipped			
Whiplash Protection		All Seats			
Seat Belts	Front Seat	3-Point ELR with Pre-Tensioner & Load Limiter			
	Rear Seat	3-Point ELR			
Seat Belt Reminder		All Seats			
SECURITY					
Vehicle Security System		Anti-Theft Alarm System with Key-Coded Immobilizer			
COLOUR VARIANT					
PREMIUM / STANDARD AT					
Islay Grey *Applicable for Premium		Valencia Orange		Biarritz Blue	
		Onyx Black		Mercury Silver	
				Dolomite White Pearl *Applicable for Premium	
STANDARD MT					
Mercury Silver		Onyx Black		Splash White *Applicable for Standard AT/MT	

NEW ISUZU D-MAX

Isuzu Malaysia Sdn. Bhd. 200401026438 (664946-H)
501D, Level 5, Tower D, Uptown 5, No. 5, Jalan SS21/39,
Damansara Uptown, 47400 Petaling Jaya, Selangor.

Visuals and specifications shown in this brochure may differ from actual model. Isuzu Malaysia Sdn. Bhd. reserves the right to change technical specifications and features without prior notice. All optional accessories are subject to additional charges.

Authorised Dealer

