

NEW ISUZU
D-MAX
BREAKING BOUNDARIES



L I V E L I M I T L E S S

L I V E L I M I T L E S S



The New Isuzu D-Max is the way to go. Meet the perfect pick-up that takes you on the journeys of your life. Whether long or short, with each aspect tailored for all your needs, every adventure with The New Isuzu D-Max is unforgettable.

AN EYE-CATCHER ON THE ROAD

Strike an impression wherever you go. The New Isuzu D-Max perfectly embodies a daring design with sleek and masculine contours along its body. In every journey, you are sure to stand out.



New 18 inch Alloy Wheels



LED Rear Combi Lamps



Automatic Bi-LED Projector Headlamps
with LED DRL



*Only applicable for Premium



Rear Vents with USB Charging Port



1.5L Bottle Storage



New Black Combination Leather Seats with Anti Vibration Elastic Comfort Foam



Multi Storage Compartments

*Only applicable for Premium


Leather Steering Wheel with Audio, Bluetooth Hands-Free & Voice Recognition Switches

A WORLD OF COMFORT AND CONVENIENCE

Step into the space that accommodates you and all you need in a drive. The inside of The New Isuzu D-Max features spacious interior and seamless functionality - the perfect blend of comfort and convenience in every adventure.



Automatic Dual Zone Climate Control



Leather Gear Knob with Indicator Illumination

SEAMLESS CONNECTION IN ANY ENVIRONMENT



8-Speaker Live Surround Sound



e-LUMAX with Colour Display MID



New Wireless Charger with Type-C USB Charging Port



Auto Dimming Rear View Mirror



Passive Entry & Start System (PESS)

7 inch Touch Screen Infotainment System with Apple CarPlay and Android Auto
Subject to smartphone compatibility

Travel in hi-tech environment. Inside The New Isuzu D-Max, meet advanced technological features that make your every drive at ease.

*Only applicable for Premium

*Only applicable for Premium

PERFORMANCE THAT WINS

Never settle for less than best - that's why you should experience the pick-up truck that picked up the Best 4x4 award. Conquer new terrains with The New Isuzu D-Max's signature Blue Power engine.

1.9/3.0TD
BLUE POWER

StarCarSifu

**4X4 PICK-UP TRUCK EDITORS' CHOICE
AWARDS 2022**



Charge ahead
190PS
450Nm

3.0L Blue Power Engine
The 3.0L Blue Power Engine packs a powerful **190PS** and **450Nm** of torque with a flat torque at 1,600 - 2,600 rpm that gives a dynamic and thrilling experience in your everyday adventures.



Charge ahead
150PS
350Nm

1.9L Blue Power Engine
The 1.9L Blue Power Engine produces a strong **150PS** and **350Nm** of torque with a flat torque at 1,800 - 2,600 rpm for effortless journeys.

6-Speed Automatic Transmission
with Sequential Shift

*Only applicable for Premium

6-Speed Manual Transmission
with Gear Shift Indicator (GSI)

*Only applicable for Standard

EFFORTLESS ON ANY ROAD

Venture into extreme terrains with The New Isuzu D-Max, featuring Terrain Command that takes less than a second to switch between 2WD, 4WD-high, and 4WD-low modes, making it an effortless manoeuvre on normal pavements, wet roads, and off-road conditions.

TERRAIN
COMMAND



New Rear Differential Lock
Makes sure you have the traction you need to get out of difficult obstacles when travelling off-road.



Under-Body Protection



800mm Water Wading Depth

High Ground Clearance plus Approach and Departure Angle

The New Isuzu D-Max features 240mm High Ground Clearance plus an approach angle of 30.5° and departure angle of 23.9°.



23.9°

30.5°




Bigger, higher, and wider, with more cross members for stability and safety, the chassis of The New Isuzu D-Max has been improved to be better than ever. As Isuzu strives to provide a better driving experience, The New Isuzu D-Max has undergone an extensive 4 million-kilometre durability test before being approved to hit the road.

ISUZU
DYNAMIC
DRIVE PLATFORM



TOUGH, SECURE, AND STURDY




The use of high tensile steel in its body frame design produces a lightweight body, which increases strength, durability, collision safety, pedestrian safety, and delivers lower noise and vibration levels.



The independent double-wishbone front suspension with higher upper control arms improves handling for a more comfortable ride, while the long-span rear leaf spring suspension is built to be stronger and more flexible.



A BREAKTHROUGH IN SAFETY FEATURES



08 Electronic Stability Control (ESC)


Helps you stay in control of the vehicle.

09 Traction Control System (TCS)

Allows for greater control over the road or terrain.

10 Hill Start Assist (HSA)

Prevents vehicle roll-back automatically when starting on steep gradients.



01 Blind Spot Monitor (BSM)

Detects when a vehicle is approaching your blind spot and warns you through your side mirrors.

02 Rear Cross Traffic Alert (RCTA)



Detects when an object approaches the rear of the vehicle and alerts the driver.

03 Auto Cruise Control

Controls and maintains the speed of the D-Max automatically while cruising.

04 Reverse Camera

Monitors the surrounding area behind the vehicle while you reverse.



05 Front & Rear Parking Sensor

Provide instantaneous feedback using 8 different sensors which detect objects during parking.

06 Welcome Light

Illuminates the cabin automatically via sensors that detect your approach to the vehicle within 2 metres.

07 Walk Away Door Lock

Locks the vehicle doors automatically after the driver walks more than 3 metres away with the key.

11 Hill Descent Control (HDC)

Automatically controls the brakes and maintains vehicle speed while descending steep slopes.

12 Emergency Stop Signal (ESS)

In emergency situations, warning lights are activated to indicate that the vehicle is braking rapidly.

13 Lane-Changing Mode Turn Indicator

Assists in smooth lane-changing by engaging the turn indicator.

*Only applicable for Premium

NEW ISUZU
D-MAX

STANDARD 1.9L 4X4

THE AWARD WINNER
JUST GOT BETTER



EXTERIOR

Door & Tailgate Handles
Reverse Camera

Body Colour
Equipped

INTERIOR

Audio System
Front USB Port

7 inch Touch Screen Infotainment with USB & Bluetooth
Equipped (1 USB Type-C & 1 USB Type-A)

| Specification: Premium | | V-Cross 3.0L 4X4 AT | | 1.9L 4X4 AT | |
|-------------------------------------|--|---|--|--|--|
| ENGINE | | | | | |
| Model | | 4JJ3-TCX | | RZ4E-TC | |
| Type | | In-Line 4-Cylinder VGS Turbo Intercooler Diesel DOHC 16V | | In-Line 4-Cylinder VGS Turbo Intercooler Diesel DOHC 16V | |
| Displacement (cc) | | 2,999 | | 1,898 | |
| Bore x Stroke (mm) | | 95.4 x 104.9 | | 80 x 94.4 | |
| Compression Ratio | | 16.3 : 1 | | 16.5 : 1 | |
| Maximum Output (PS / rpm) [ISO NET] | | 190 / 3,600 | | 150 / 3,600 | |
| Maximum Torque (Nm / rpm) [ISO NET] | | 450 / 1,600 - 2,600 | | 350 / 1,800 - 2,600 | |
| Fuel System | | Direct Injection Electronic Commonrail | | Direct Injection Electronic Commonrail | |
| TRANSMISSION | | | | | |
| Type | | 6-Speed Automatic with Sequential Shift | | | |
| CHASSIS & SUSPENSION | | | | | |
| Suspension | | Independent Double Wishbones, Coil Springs & Stabilizers with Gas Shock Absorbers | | | |
| | | Semi-Elliptical Leaf Springs with Gas Shock Absorbers | | | |
| Brakes | | Ventilated Disc | | | |
| | | Leading & Trailing Drums | | | |
| Terrain Command 4X4 System | | Equipped | | | |
| Rear Differential Lock | | Equipped | | | |
| Steering System | | Rack & Pinion Hydraulic Power Steering | | | |
| Min. Turning Radius (m) | | 6.25 | | | |
| Tyres & Wheels | | 265/60R18 All-Terrain, 18 inch Alloy | | | |
| Spare Tyre & Wheel | | 265/60R18, Steel | | | |
| DIMENSION, WEIGHT & CAPACITIES | | | | | |
| Overall Length (mm) | | 5,270 | | | |
| Overall Width (mm) | | 1,870 | | | |
| Overall Height (mm) | | 1,810 | | | |
| Wheelbase (mm) | | 3,125 | | | |
| Deck Length (mm) | | 1,571 | | | |
| Deck Width (mm) | | 1,530 | | | |
| Deck Height (mm) | | 490 | | | |
| Min. Ground Clearance (mm) | | 240 | | | |
| Water Wading Depth (mm) | | 800 | | | |
| Kerb Weight (kg) | | 2,025 | | 1,945 | |
| Gross Weight (kg) | | 2,800 | | 2,600 | |
| Seating Capacity | | 5 | | | |
| Fuel Tank Capacity (L) | | 76 | | | |
| EXTERIOR | | | | | |
| Headlamps | | Automatic Bi-LED Projector with Follow-Me-Home Light | | | |
| Daytime Running Lights (DRL) | | LED | | | |
| Headlamp Levelling | | Manual | | | |
| Fog Lamps | | Equipped - Front & Rear LED | | | |
| Front Grille | | Grey & Chrome | | | |
| Wipers | | Automatic with Variable Intermittent | | | |
| Roof Rails | | Equipped - Grey | | | |
| Door Outer Mirrors | | Chrome - Power Adjust, Auto Folding with LED Integrated Turn Indicator | | | |
| Door & Tailgate Handles | | Chrome | | | |
| Side Steps | | Equipped - Silver | | | |
| Bed Liner | | Equipped | | | |
| Tailgate Assist | | Equipped | | | |
| Sports Bar | | Optional | | | |
| Cargo Tray | | Optional | | | |
| Rear Combination Lamps | | LED | | | |
| Rear Bumper | | Body Coloured Integrated Two Step Type | | | |
| INTERIOR | | | | | |
| Meter Panel | | e-LUMAX with Satin Chrome Ornament & Illumination Control | | | |
| Multi Information Display (MID) | | 4.2 inch TFT LCD Colour Display | | | |
| Steering Wheel | | 4-Spoke Leather Wrapped | | | |
| | | Tilt & Telescopic | | | |
| | | Audio, Bluetooth Hands-Free, Voice Recognition, MID & Cruise Control | | | |

| INTERIOR | | |
|--|-----------------|---|
| Lane-Changing Mode | | Equipped |
| Cruise Control | | Equipped |
| Passive Entry & Start System (PESS) | | Equipped |
| Welcome Light | | Equipped |
| Walk Away Door Lock | | Equipped |
| Sun Visor | | Equipped with Vanity Mirror for Driver & Front Passenger |
| Map Lamp | | Dual for Driver & Front Passenger with Sunglass Holder |
| Rear View Mirror | | Auto Dimming |
| Audio System | Type | 7 inch Touch Screen Infotainment with USB, Bluetooth, WiFi, MirrorLink, Miracast, Apple CarPlay & Android Auto Connectivity |
| | Speaker | 8 (with Roof Speakers) |
| Climate Control | Type | Automatic Dual Zone |
| | Rear Vents | Equipped |
| USB Ports | Front | Equipped (1 USB Type-C & 1 USB Type-A) |
| | Rear | Equipped with Storage (1 USB Type-A) |
| Wireless Charger | | Equipped |
| Gear Knob Type | | Leather with Satin Chrome Ornament |
| Instrument, Center Console & Door Panel Soft Pad | | Black |
| Seats | Material | Black Combination Leather |
| | Driver | 6-way Manual Adjust |
| | Front Passenger | 4-way Manual Adjust |
| | Rear | 60:40 Split, Fold Up/Down Configuration with Center Arm Rest & Cup Holder |
| Power Door Lock | | Equipped with Speed Sensing Auto Door Lock & Auto Unlock if Airbag Activated |
| Power Windows | | Equipped with Auto Up/Down & Jam Protection for Driver |
| Cabin Lamp | | Equipped |
| 12V/120W Power Outlet | | Equipped |
| Assist Handles | | Fixed Type at A-Pillar & B-Pillar |
| Carpet Mat | | Equipped |
| ADVANCED SAFETY (ADAS) | | |
| Blind Spot Monitor (BSM) | | Equipped |
| Rear Cross Traffic Alert (RCTA) | | Equipped |
| ACTIVE SAFETY | | |
| Anti-lock Brake System (ABS) | | Equipped |
| Electronic Brake-force Distribution (EBD) | | Equipped |
| Brake Assist (BA) | | Equipped |
| Electronic Stability Control (ESC) | | Equipped |
| Traction Control System (TCS) | | Equipped |
| Hill Start Assist (HSA) | | Equipped |
| Hill Descent Control (HDC) | | Equipped |
| Brake Override System (BOS) | | Equipped |
| Emergency Stop Signal (ESS) | | Equipped |
| ISOFIX with Top Tether | | Equipped - Rear Seats |
| Child Protection Safety Lock | | Equipped - Rear Doors |
| High Mount Stop Lamp | | Equipped |
| Reverse Camera | | Equipped |
| Parking Sensor | Front | Equipped - 4 Sensors Type |
| | Rear | Equipped - 4 Sensors Type |
| PASSIVE SAFETY | | |
| SRS Airbags | | 2 (Driver & Front Passenger) |
| Side Door Impact Beams | | All Doors |
| Collapsible Steering Column | | Equipped |
| Whiplash Protection | | All Seats |
| Seat Belts | Front Seat | 3-Point ELR with Pre-Tensioner & Load Limiter |
| | Rear Seat | 3-Point ELR |
| Seat Belt Reminder | | All Seats |
| SECURITY | | |
| Vehicle Security System | | Anti-Theft Alarm System with Key-Coded Immobilizer |

Specification: Standard

| Specification-Standard | | 1.9L 4X4 AT | | 1.9L 4X4 MT | |
|-------------------------------------|--|---|--|---|--|
| ENGINE | | | | | |
| Model | | RZ4E-TC | | | |
| Type | | In-Line 4-Cylinder VGS Turbo Intercooler Diesel DOHC 16V | | | |
| Displacement (cc) | | 1,898 | | | |
| Bore x Stroke (mm) | | 80 x 94.4 | | | |
| Compression Ratio | | 16.5 : 1 | | | |
| Maximum Output (PS / rpm) [ISO NET] | | 150 / 3,600 | | | |
| Maximum Torque (Nm / rpm) [ISO NET] | | 350 / 1,800 - 2,600 | | | |
| Fuel System | | Direct Injection Electronic Commonrail | | | |
| TRANSMISSION | | | | | |
| Type | | 6-Speed Automatic with Sequential Shift | | 6-Speed Manual with Gear Shift Indicator (GSI) & Reverse Gear Lockout | |
| CHASSIS & SUSPENSION | | | | | |
| Suspension | | Independent Double Wishbones, Coil Springs & Stabilizers with Gas Shock Absorbers | | | |
| | | Semi-Elliptical Leaf Springs with Gas Shock Absorbers | | | |
| Brakes | | Ventilated Disc | | | |
| | | Leading & Trailing Drums | | | |
| Terrain Command 4X4 System | | Equipped | | | |
| Rear Differential Lock | | Equipped | | | |
| Steering System | | Rack & Pinion Hydraulic Power Steering | | | |
| Min. Turning Radius (m) | | 6.25 | | | |
| Tyres & Wheels | | 255/65R17, 17 inch Alloy | | | |
| Spare Tyre & Wheel | | 255/65R17, Steel | | | |
| DIMENSION, WEIGHT & CAPACITIES | | | | | |
| Overall Length (mm) | | 5,270 | | | |
| Overall Width (mm) | | 1,870 | | | |
| Overall Height (mm) | | 1,785 | | | |
| Wheelbase (mm) | | 3,125 | | | |
| Deck Length (mm) | | 1,571 | | | |
| Deck Width (mm) | | 1,530 | | | |
| Deck Height (mm) | | 490 | | | |
| Min. Ground Clearance (mm) | | 235 | | | |
| Water Wading Depth (mm) | | 800 | | | |
| Kerb Weight (kg) | | 1,915 | | 1,890 | |
| Gross Weight (kg) | | 2,800 | | | |
| Seating Capacity | | 5 | | | |
| Fuel Tank Capacity (L) | | 76 | | | |
| EXTERIOR | | | | | |
| Headlamps | | Bi-LED Projector with Follow-Me-Home Light | | Multi-Reflector Halogen with Follow-Me-Home Light | |
| Daytime Running Lights (DRL) | | LED | | Bulb | |
| Headlamp Levelling | | Manual | | | |
| Fog Lamps | | Equipped - Front Bulb | | | |
| Front Grille | | Black & Matte Grey | | | |
| Wipers | | With Intermittent | | | |
| Door Outer Mirrors | | Body Colour - Power Adjust with LED Integrated Turn Indicator | | | |
| Door & Tailgate Handles | | Body Colour | | | |
| Side Steps | | Equipped | | | |
| Bed Liner | | Equipped | | | |
| Sports Bar | | Optional | | | |
| Cargo Tray | | Optional | | | |
| Rear Combination Lamps | | Bulb | | | |
| Rear Bumper | | Body Coloured Integrated Two Step Type | | | |
| INTERIOR | | | | | |
| Meter Panel | | e-LUMAX with Illumination Control | | | |
| Multi Information Display (MID) | | 4.2 inch TFT LCD Colour Display | | | |
| Steering Wheel | | 4-Spoke Urethane | | | |
| | | Tilt & Telescopic | | | |
| | | Audio, Bluetooth Hands-Free, Voice Recognition & MID | | | |
| Lane-Changing Mode | | Equipped | | | |
| Sun Visor | | Equipped with Ticket Holder for Driver & Vanity Mirror for Front Passenger | | | |
| Map Lamp | | Dual for Driver & Front Passenger with Sunglass Holder | | | |

| | | 1.9L 4X4 AT | 1.9L 4X4 MT | | |
|---|-----------------|--|-------------|---|--|
| INTERIOR | | | | | |
| Rear View Mirror | | Day & Night | | | |
| Audio System | Type | 7 inch Touch Screen Infotainment with USB & Bluetooth | | | |
| | Speaker | 6 | | | |
| Climate Control | Type | Manual | | | |
| | Rear Vents | Equipped | | | |
| USB Ports | Front | Equipped (1 USB Type-C & 1 USB Type A) | | | |
| | Rear | Equipped with Storage (1 USB Type-A) | | | |
| Gear Knob Type | | Urethane | | | |
| Seats | Material | Woven-Texture Fabric | | | |
| | Driver | 6-way Manual Adjust | | | |
| | Front Passenger | 4-way Manual Adjust | | | |
| | Rear | 60:40 Split, Fold Up/Down Configuration with Center Arm Rest & Cup Holder | | | |
| Power Door Lock | | Equipped with Speed Sensing Auto Door Lock & Auto Unlock if Airbag Activated | | | |
| Power Windows | | Equipped with Auto Down for Driver | | | |
| Cabin Lamp | | Equipped | | | |
| 12V/120W Power Outlet | | Equipped | | | |
| Assist Handles | | Fixed Type at A-Pillar & B-Pillar | | | |
| Carpet Mat | | Equipped | | | |
| ACTIVE SAFETY | | | | | |
| Anti-lock Brake System (ABS) | | Equipped | | | |
| Electronic Brake-force Distribution (EBD) | | Equipped | | | |
| Brake Assist (BA) | | Equipped | | | |
| Electronic Stability Control (ESC) | | Equipped | | | |
| Traction Control System (TCS) | | Equipped | | | |
| Hill Start Assist (HSA) | | Equipped | | | |
| Hill Descent Control (HDC) | | Equipped | | | |
| Brake Override System (BOS) | | Equipped | | | |
| Emergency Stop Signal (ESS) | | Equipped | | | |
| ISOFIX with Top Tether | | Equipped - Rear Seats | | | |
| Child Protection Safety Lock | | Equipped - Rear Doors | | | |
| High Mount Stop Lamp | | Equipped | | | |
| Reverse Camera | | Equipped | | | |
| Reverse Sensor | | Equipped - 4 Sensors Type | | | |
| PASSIVE SAFETY | | | | | |
| SRS Airbags | | 2 (Driver & Front Passenger) | | | |
| Side Door Impact Beams | | All Doors | | | |
| Collapsible Steering Column | | Equipped | | | |
| Whiplash Protection | | All Seats | | | |
| Seat Belts | Front Seat | 3-Point ELR with Pre-Tensioner & Load Limiter | | | |
| | Rear Seat | 3-Point ELR | | | |
| Seat Belt Reminder | | All Seats | | | |
| SECURITY | | | | | |
| Vehicle Security System | | Anti-Theft Alarm System with Key-Coded Immobilizer | | | |
| COLOUR VARIANT | | | | | |
| PREMIUM / STANDARD AT | | | | | |
| Islay Grey *Applicable for Premium | | Valencia Orange | | Biarritz Blue | |
| | | Onyx Black | | Mercury Silver | |
| | | | | Dolomite White Pearl *Applicable for Premium | |
| STANDARD MT | | | | | |
| Mercury Silver | | Onyx Black | | Splash White *Applicable for Standard AT/MT | |

NEW ISUZU D-MAX

Isuzu Malaysia Sdn. Bhd. 200401026438 (664946-H)
501D, Level 5, Tower D, Uptown 5, No. 5, Jalan SS21/39,
Damansara Uptown, 47400 Petaling Jaya, Selangor.

Visuals and specifications shown in this brochure may differ from actual model. Isuzu Malaysia Sdn. Bhd. reserves the right to change technical specifications and features without prior notice. All optional accessories are subject to additional charges.

Authorised Dealer

